



# DOMESTIC VIOLENCE HOUSING FIRST DEMONSTRATION EVALUATION

## Participant Socio-demographics at Program Entry | June 2020

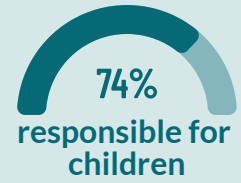
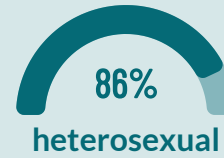
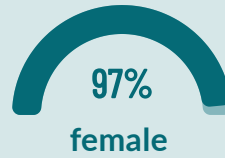
**406**  
participants

recent survivor of domestic violence

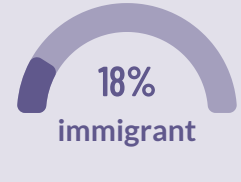
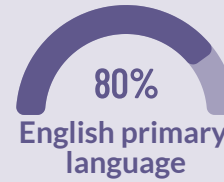
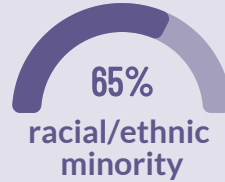


unstably housed or homeless

19-62  
years old



35% Hispanic/Latinx  
35% White, non-Hispanic  
19% Black  
12% US Indigenous  
<5% Asian, Middle Eastern  
15% More than one race/ethnicity



### education

29% did not complete HS  
22% HS education or GED  
8% vocational training cert.  
28% some college education  
13% BA or advanced degree



### mental health

74% PTSD symptomatology  
66% mod. to severe depression  
63% mod. to severe anxiety

## Experiences with Housing and Homelessness



**73%** of all participants reported a prior history of homelessness

--of those--

**33%** had been homeless at least once before the age of 18

and the average time spent homeless was just over 2 years



### at program entry:

6% homeless  
36% living in a shelter  
22% staying with family/friends without paying rent  
3% in transitional housing or treatment program  
9% staying with family/friends and paying rent  
24% living in homes they owned or were renting

17% of all participants had been in foster care

87% had stayed with family or friends at least once in order to avoid homelessness

## Experiences with Financial Instability Prior to Arrival at Agency

35% were employed part- or full-time at the time of the interview



### income

67% had household incomes below \$25k in prior year  
66% reported having enough money left at the end of the month  
63% anticipated bad times 'often' or 'quite often' like poor housing or going without food in the upcoming 6 mos

**58%** of participants had been employed in the 6 months prior to the study

--although--

**46%** lost their job during that time

--of those--

**70%** reported it was because of abuse

## Abuse in the Prior 6 Months

psychological abuse 96%

physical abuse 93%

harassment 90%

economic abuse 89%

sexual abuse 53%

among those with children, 89% reported perpetrators using their child(ren) against them

## Participant Needs and Priorities at Program Entry

62% looking for long-term help

30% looking for brief help

8% not sure

77% wanted the agency to help them find a new, safe home

18% wanted to stay in or return to their current home

5% undecided

Most common services sought:

housing 96%

financial help 92%

counseling 85%

social support 85%

legal assistance 72%