

2015

Washington State Emergency Domestic Violence Shelter and Advocacy Services

Washington State Department of Social and Health Services

The Department of Social and Health Services (DSHS) domestic violence program provides significant state and federal funding dedicated to providing emergency shelter and supportive services for victims of domestic violence and their dependent children. In state fiscal year 2015, DSHS disbursed \$10,231,522 to 44 emergency domestic violence shelters across the state of Washington, 52 percent of which was from state funds. Local domestic violence programs served 23,728 victims of domestic violence and their children in 2015, 5,690 of whom received emergency shelter. Domestic violence programs consistently report that DSHS funding is critical to keeping their doors open and providing life-saving services to members of their communities.

State Fiscal Year 2015

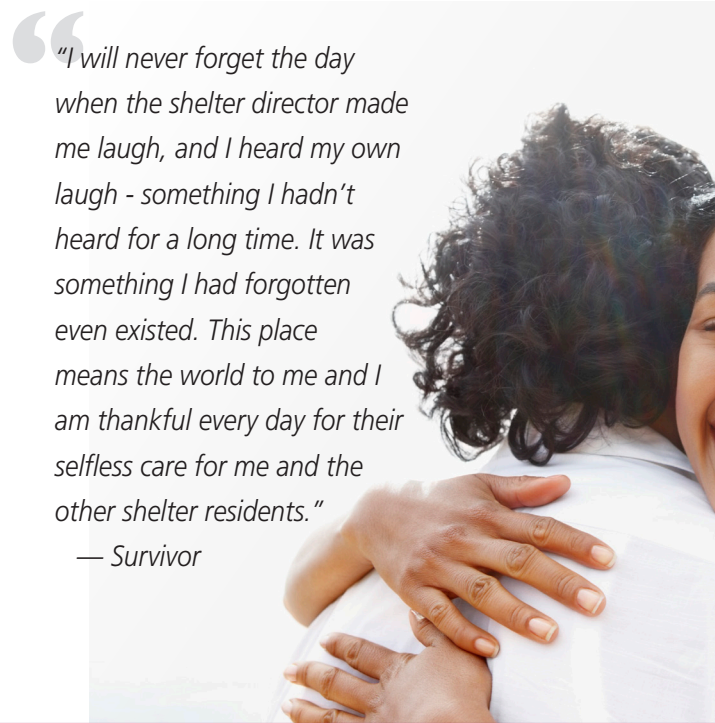
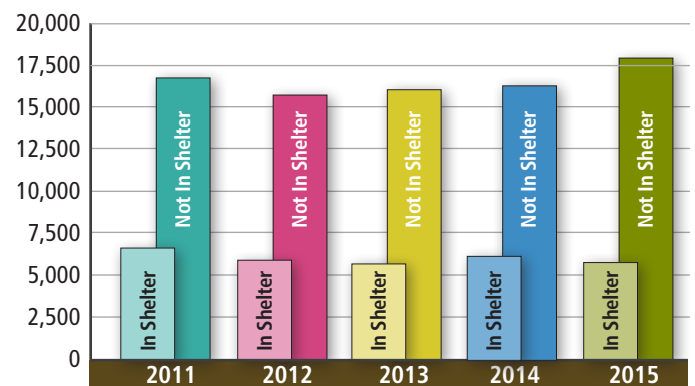
July 1, 2014 – June 30, 2015

Calls received by the state domestic violence hotline	4,511
Crisis hotline and information/referral calls received by emergency domestic violence shelter programs	91,263
Adult survivors and children receiving emergency domestic violence shelter	5,690
<i>Total bednights for new and returning</i>	207,002
<i>Number of unmet requests for emergency shelter</i>	17,596
Adult survivors and children receiving nonresidential domestic violence advocacy services	18,038
Domestic violence programs provided the following:	
<i>Hours of individual support and advocacy to adults</i>	183,120
<i>Hours of support group advocacy to adults</i>	27,536
<i>Hours of individual and group support/activities for children</i>	27,257
<i>Training, presentations and outreach to this many individuals</i>	51,883
Hours of service donated by volunteers	105,813

The average shelter stay was 36 nights

Local domestic violence programs offer community education and training opportunities to organizations and the public about domestic violence. This could be a training or presentation to a local faith based leaders, teachers, or hosting an information table at a community event. In 2015 domestic violence programs provided training and presentations to 51,883 individuals.

Services Chart - **ADULTS AND CHILDREN PROVIDED SHELTER OR NON-SHELTER BASED SERVICES**



“I will never forget the day when the shelter director made me laugh, and I heard my own laugh - something I hadn't heard for a long time. It was something I had forgotten even existed. This place means the world to me and I am thankful every day for their selfless care for me and the other shelter residents.”

— Survivor

Questions should be directed to the DSHS Program Manager at (360) 902-8493

Information about individual agencies can be obtained from: www.dshs.wa.gov/ca/domestic-violence/

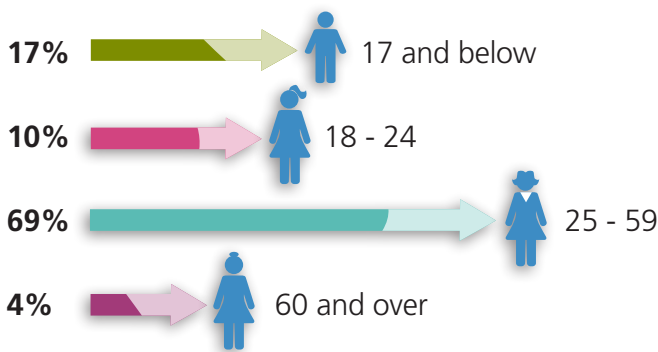
2015

Washington State Emergency Domestic Violence Shelter and Advocacy Services

Washington State Department of Social and Health Services

Shelter and Supportive Services Local domestic violence programs provide emergency domestic violence shelter to victims of domestic violence and their dependent children. In addition to shelter, residents receive supportive services such as advocacy, legal assistance, access to support groups, and other specialized services based on each person's unique needs. The majority of service recipients, however, receive non-shelter based services such as advocacy, assistance with protection orders and other legal issues, and access to support groups. In 2015, the 44 domestic violence shelter programs provided 207,002 shelter bed nights to victims and their families. Victims stayed in shelter an average of 36 days in 2015.

Demographics Chart - AGE



183,120 hours of individual support and advocacy were provided by local domestic violence programs, a 31% increase over the previous year.

Meeting Survivors' Needs

Beginning in July 2008, survivors receiving services at domestic violence programs funded by DSHS had the opportunity to provide confidential feedback on the services they received. In response to two questions answered by 5,782 survivors in 2015:

5,370 (93%) responded that as a result of receiving services, they know more ways to plan for their safety

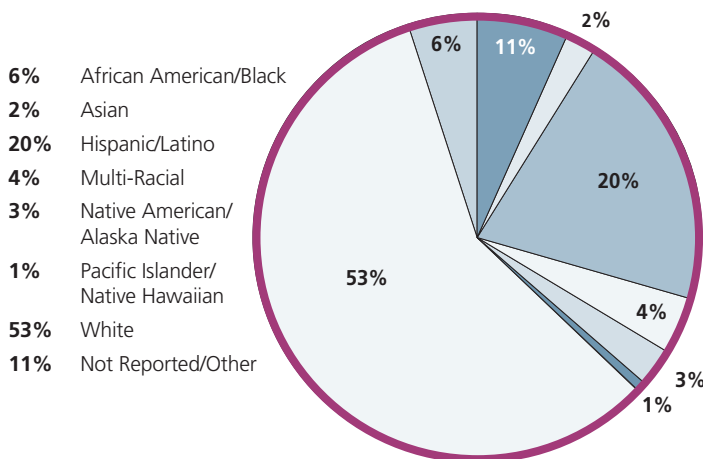
5,257 (91%) responded that as a result of receiving services, they know more about community resources

These outcomes are consistent with the findings from two national multi-state studies that documented the experiences of survivors that received emergency shelter¹ and non-shelter based services² from domestic violence programs.

¹Lyon, E., Lane, S., and Menard, A. (2008). Domestic Violence Shelters: Survivors' Experiences. Final report of grant #2007-IJ-CX-K022, submitted to the National Institute of Justice, Washington, D.C. October.

²Lyon, E., Bradshaw, J., and Menard, A. (2011). Non-Residential Domestic Violence Services: Survivors' Experiences. Final report of grant #2009-U-CX-0027, submitted to the National Institute of Justice, Washington D.C. November.

Demographics Chart - RACE / ETHNICITY



Washington State Domestic Violence Hotline

1-800-562-6025

(Voice and TTY)

*Data is collected from 44 domestic violence shelter/safe home agencies in 39 counties that contract with the Department of Social and Health Services/Children's Administration. Contractors provide emergency domestic violence shelter and advocacy services.

*Service numbers include all data reported into the statewide InfoNet data collection system during state fiscal year 2015. Data for this report was pulled in October 2015.

*This data reflects only the emergency domestic violence shelter and advocacy services provided by DSHS contracted agencies and does not reflect the full range of services provided by contractors.

*In August 2012 the state domestic violence hotline reduced its hours of operation.



Transforming lives

DSHS 22-1451 (Rev. 11/15)